



The Web of Everything

Dr. Tom Heath
Lead Researcher
Talis Systems Ltd

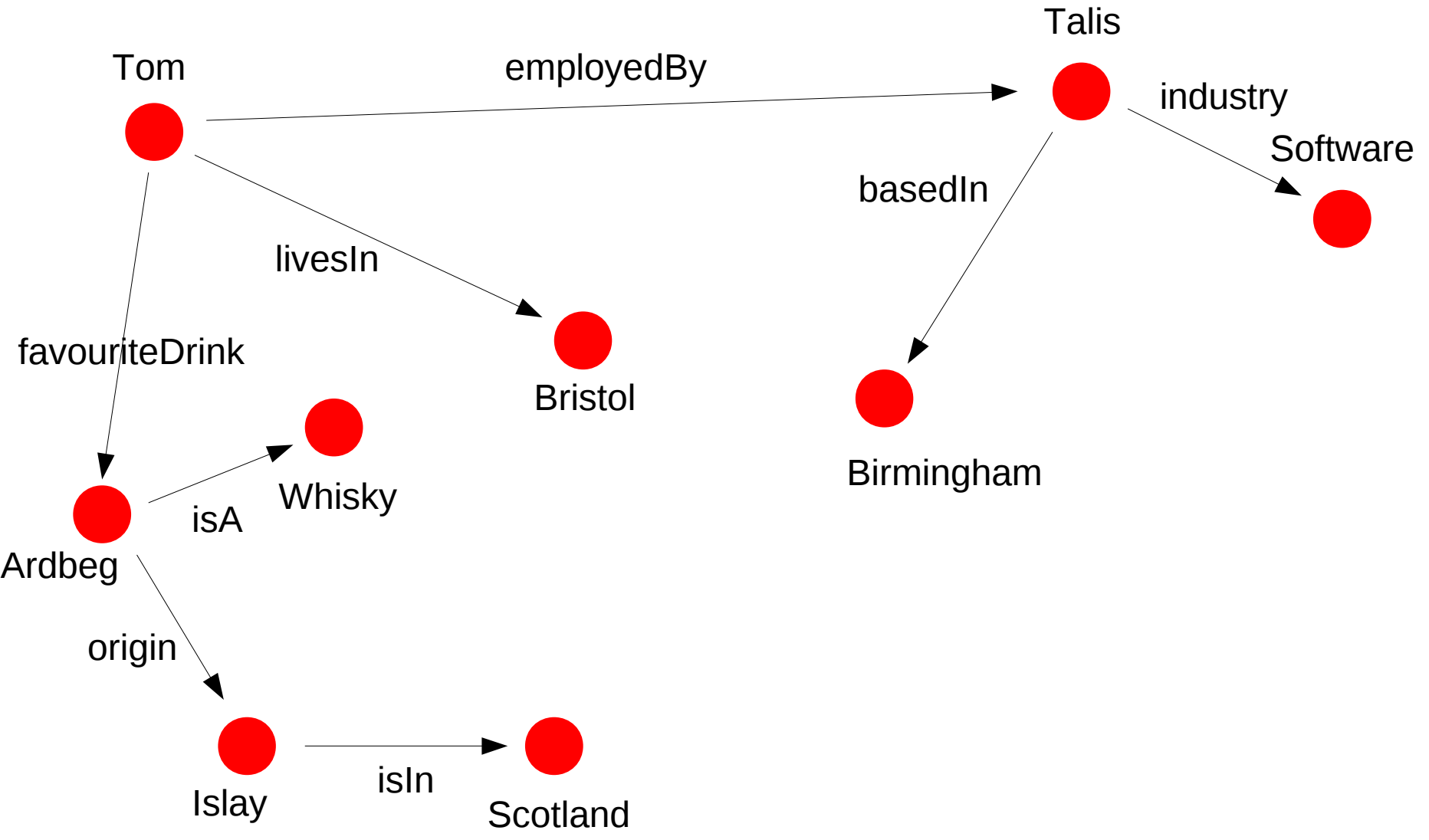
tom.heath@talis.com
<http://tomheath.com/id/me>

ISO15926 & Semantic Technology Conference, Sogndal, Norway

9 September 2011



About Me





About Talis

- One of the oldest software companies in the UK (kind of)
- Sharing data since the very beginning
- Several distinct businesses in Talis Group
 - Talis Aspire (reading/resource list management for Unis)
 - Kasabi (data marketplace)
 - Talis Consulting
- All predicated on Linked Data / Semantic Web technologies
- All underpinned by a common technology platform


Overview

- How to Build a Web of Everything
 - The Linked Data Backstory
 - Principles, Progress and Publishing
- Linked Data and the Internet of Things
 - [Internet of Things Intro]
 - [Lodometer]
- Now What?
 - Application Architectures and Grand Challenges
 - Implications of Linked Data for Applications
 - The 'Killer App' Question



Overview

**How to Build a Web of Everything
(Linked Data)**



Internet of Things

Now What?!



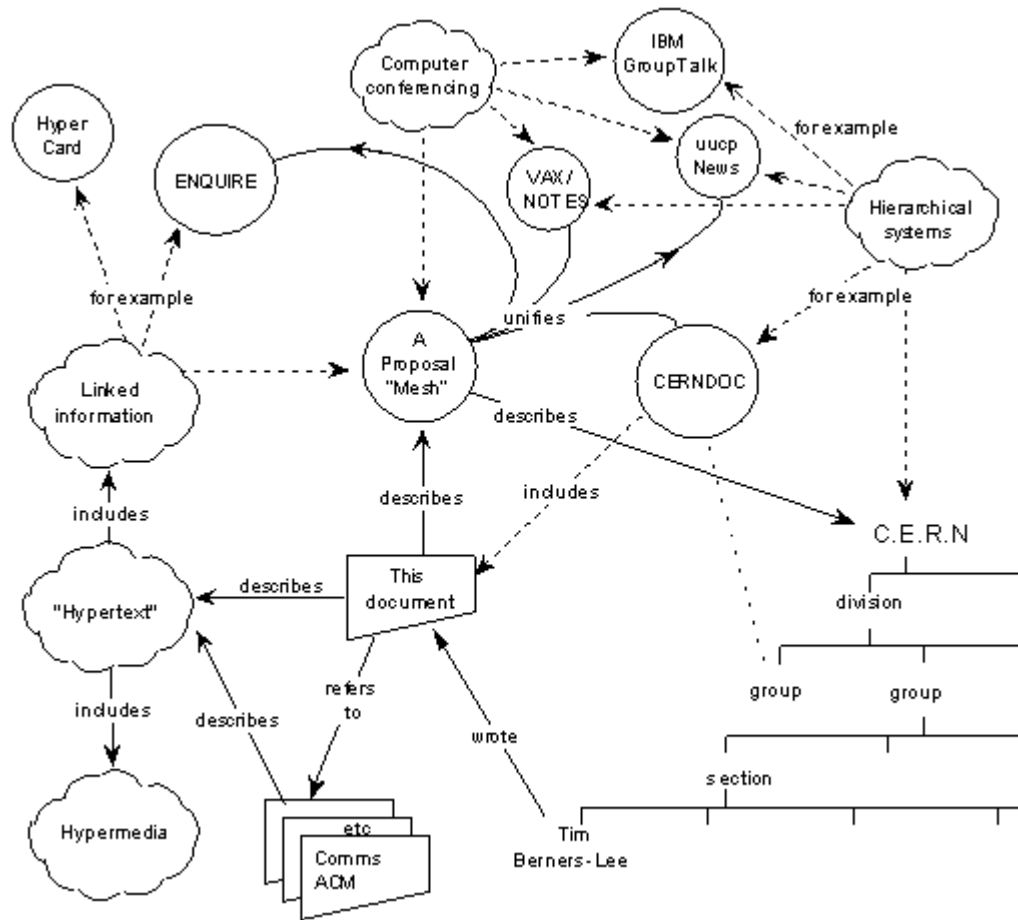
Part 1: How to Build a Web of Everything



A Web of Everything?

- Web of Documents
- Web of Services and Transactions
 - actually simply services delivered and transactions conducted over the Web
- Web of People
 - aka “Social Web”, actually simply “Networks of People interacting via the Web”
- Web of Data
 - actually a Web of Data about Things
- Web of Everything

“Information Management: A Proposal”

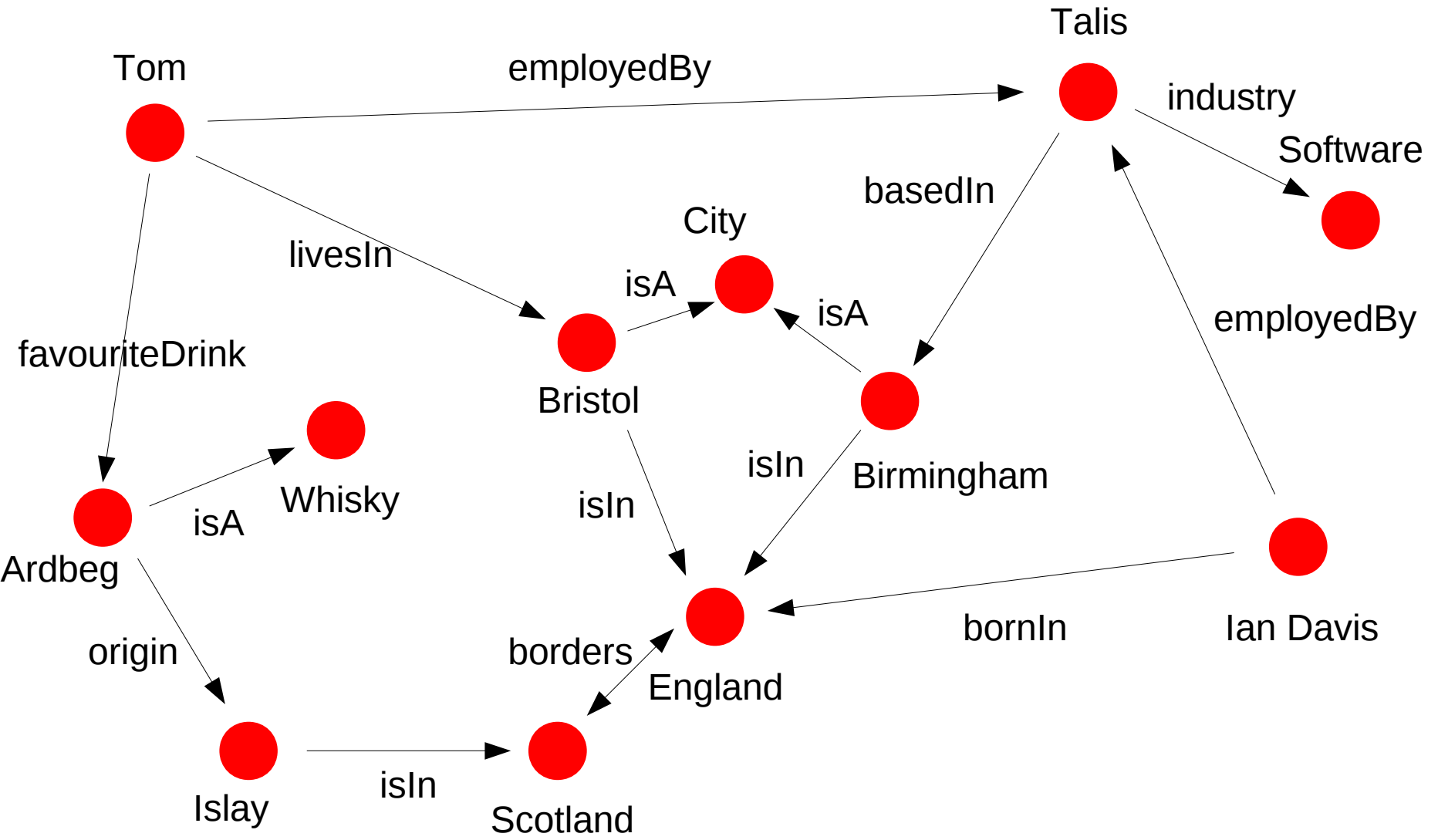


<http://www.w3.org/History/1989/proposal.html>

© Tim Berners-Lee, 1989 onwards



Putting Graph Data into the Web



Linked Data Principles (TimBL, 2006)

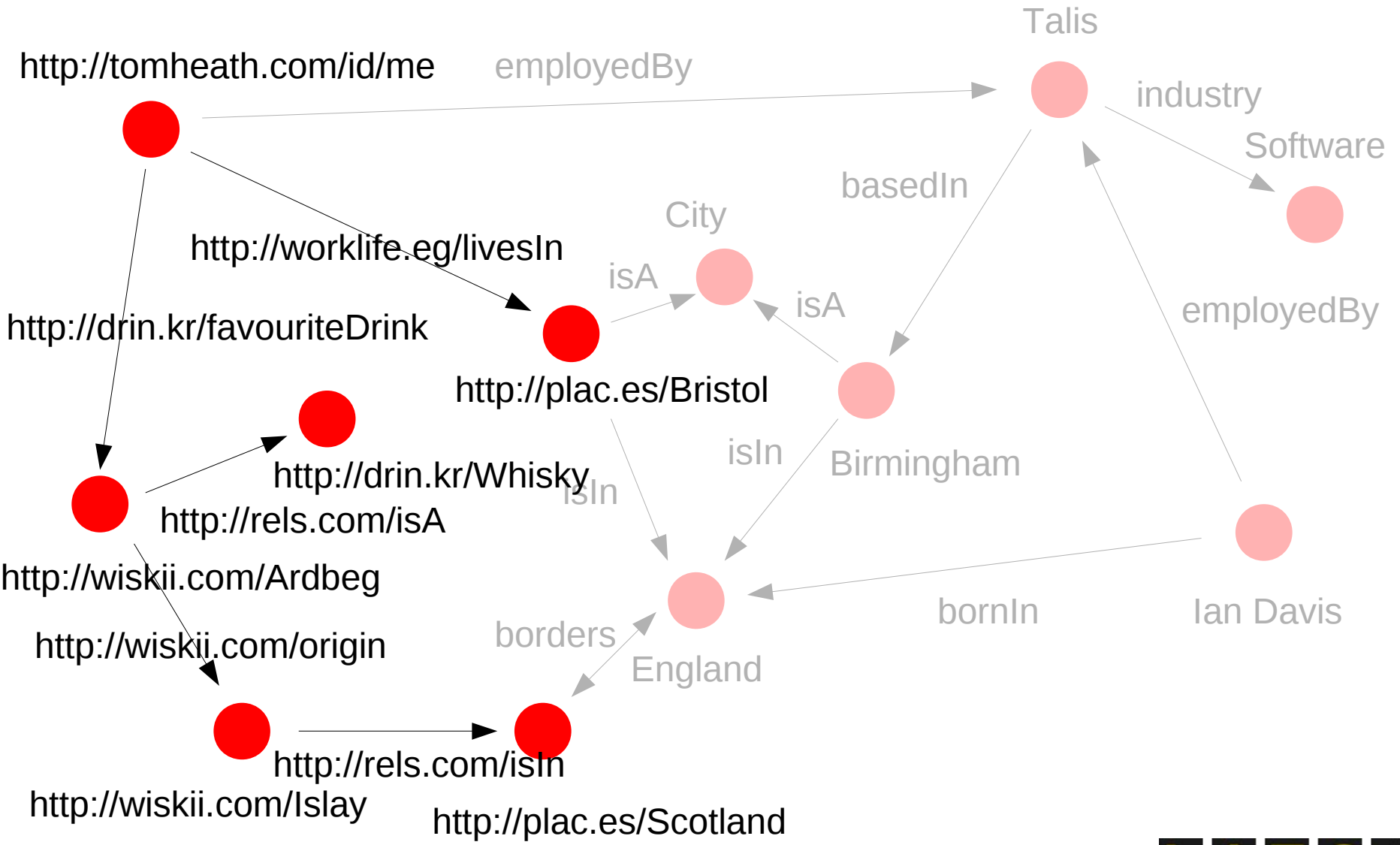
- Use URIs as names for things
 - for anything, not just for documents
 - e.g. http://dbpedia.org/resource/Talis_Group
 - you are not your homepage
 - c.f. <http://tomheath.com/id/me>

Linked Data Principles (TimBL, 2006)

- Use URIs as names for things
 - for anything, not just for documents
 - e.g. http://dbpedia.org/resource/Talis_Group
 - you are not your homepage
 - c.f. <http://tomheath.com/id/me>
- Use HTTP URIs
 - globally unique names, distributed ownership
 - allows people to look up those names



URIs for All Things (Not Just for Documents)



Linked Data Principles (TimBL, 2006)

- Use URIs as names for things
 - for anything, not just for documents
 - e.g. http://dbpedia.org/resource/Talis_Group
 - you are not your homepage
 - c.f. <http://tomheath.com/id/me>
- Use HTTP URIs
 - globally unique names, distributed ownership
 - allows people to look up those names
- Provide useful information in RDF
 - when someone looks up a URI

Linked Data Principles (TimBL, 2006)

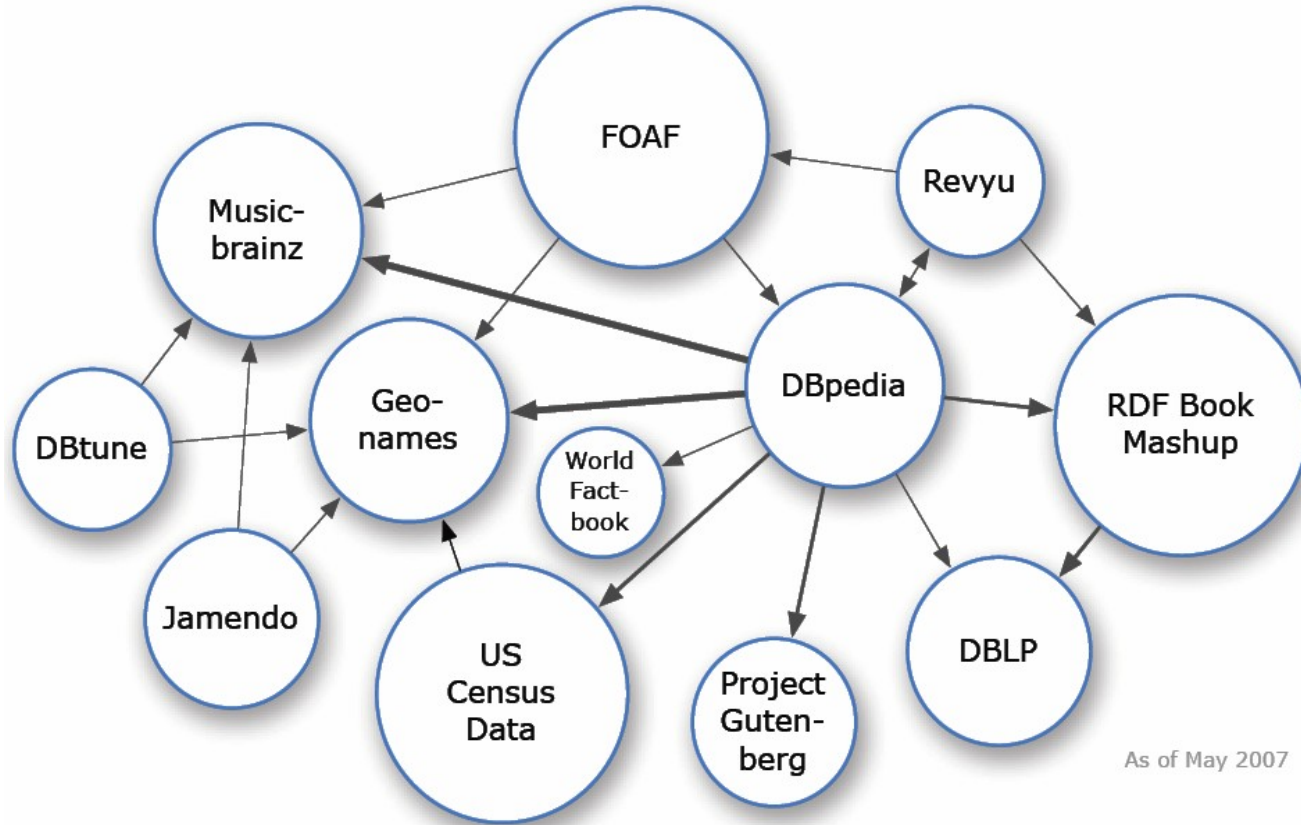
- Use URIs as names for things
 - for anything, not just for documents
 - e.g. http://dbpedia.org/resource/Talis_Group
 - you are not your homepage
 - c.f. <http://tomheath.com/id/me>
- Use HTTP URIs
 - globally unique names, distributed ownership
 - allows people to look up those names
- Provide useful information in RDF
 - when someone looks up a URI
- Include RDF links to other URIs
 - to enable discovery of related information

Linked Data...

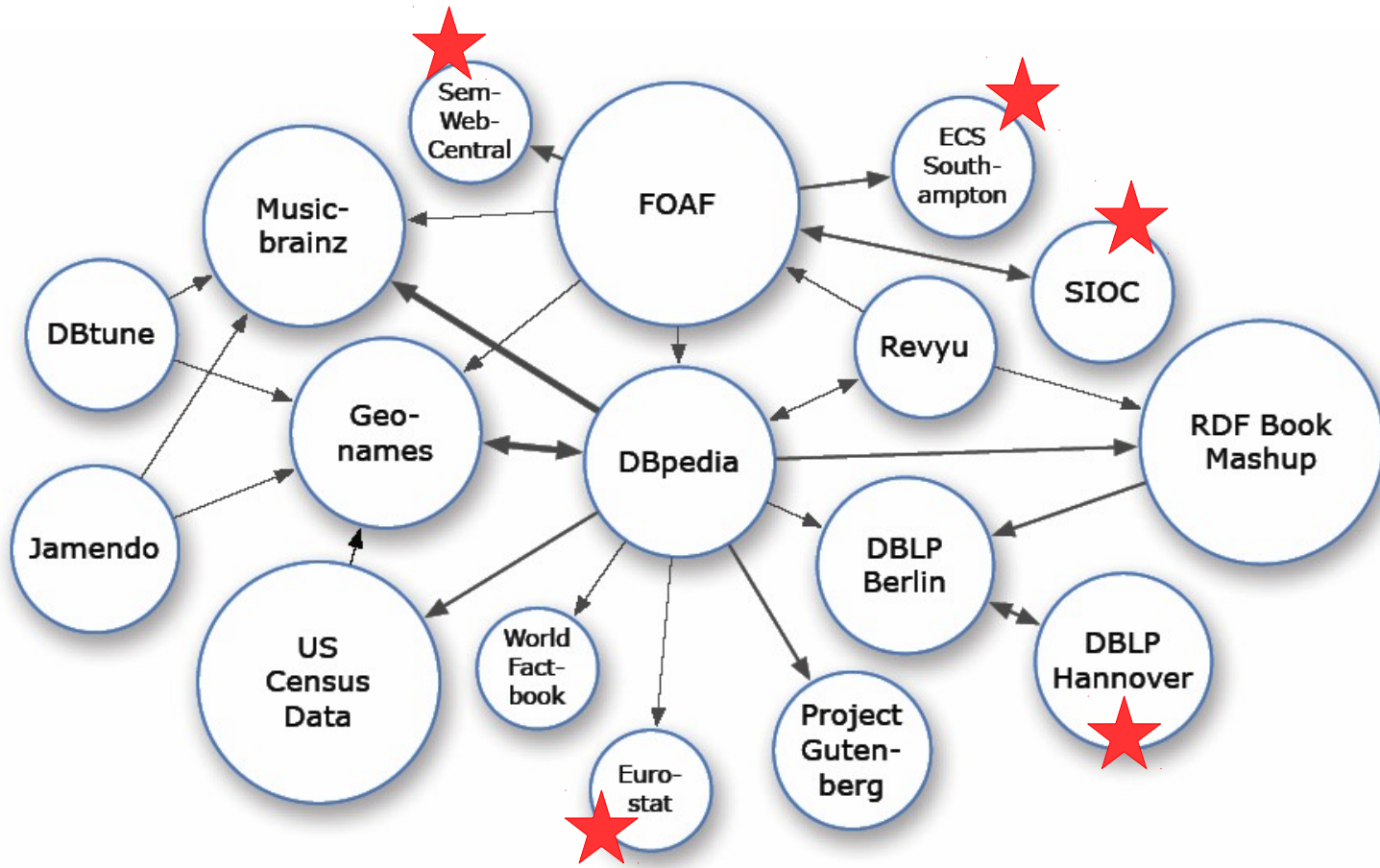
- ...is not just structured data published on the Web
 - not equivalent to CSV files, (plain) XML, database dumps
- ...is a way of putting data *into* the Web
- ...is based on well-established Web standards
- ...can add value
 - less redundancy, greater discoverability, network effects
 - value *does* depend on the use case
- ...is experiencing rapid adoption



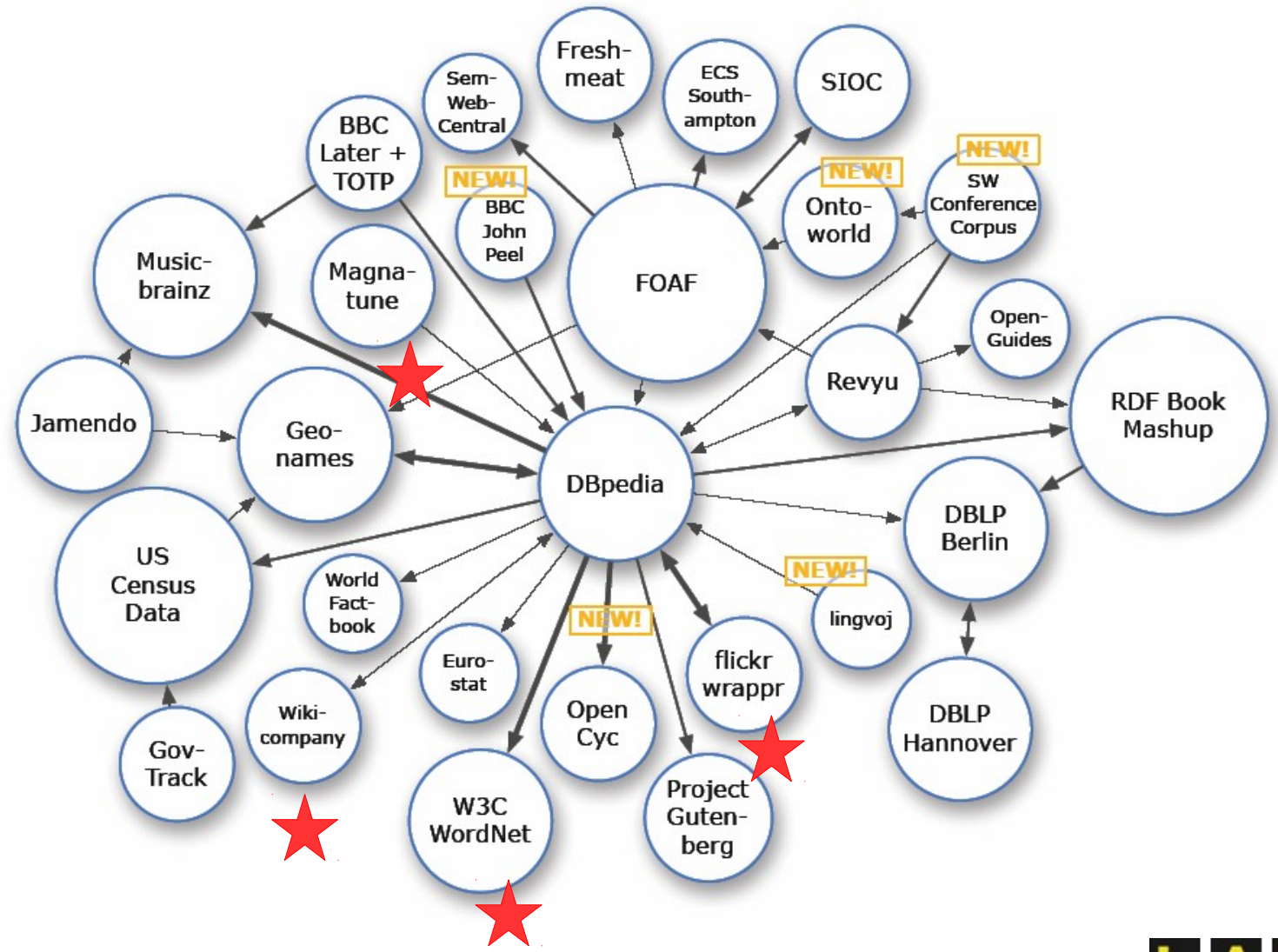
The LOD "Cloud" - May 2007



The LOD "Cloud" - July 2007



The LOD "Cloud" - November 2007



one

TV Programmes A-Z

0-9	A	B	C	D	E	F	G	H	I	J	K	L	M
	N	O	P	Q	R	S	T	U	V	W	X	Y	Z

BBC TV Guide

- Home
- Watch Live
- Schedule
- Programmes**
- Channel Trailers
- FAQ
- Contact Us

The Sky at Night



Reporting on the latest cosmological events and the people who observe them

WEBSITE: [Go to the homepage for 'The Sky at Night'](#)
PREVIOUS PROGRAMMES: [by year](#) (78)

Coming up

Sorry, no programmes coming up.

More from BBC One

- [Factual](#) > [Science & Nature](#)

Last on



Star Birth

MORE: [programme information](#) | [related links](#)

Broadcast **Saturday, 14:10** on **BBC Two** (except Northern Ireland (Analogue), Wales (Analogue)) but **no longer available** on BBC iPlayer.

A look at new images of star-forming areas of our galaxy from the Herschel telescope.

WILDLIFE FINDER

WATCH THE MOST AMAZING ANIMALS IN THE WORLD

BBC Nature

LATEST WILDLIFE



Gharial

Gharials are once again on the verge of extinction in the wild. After 30 years of conservation effort and restocking, there may still be fewer than 200 breeding adults left in the wild.

1 sound

1 programme

16 June 2010

16 June 2010

Mute swan

Mute swans are a familiar sight in parks and other urban areas.



COLLECTIONS

Collections offer a new perspective on the vast catalogue of clips showcasing presenter favourites, aspects of wildlife film-making, and gathering content together in illuminating ways.

BRILLIANT BEES



Brilliant bees

Bees are amazing - not only do they fulfil a vital role in our ecosystem, they are one of the most complex and sophisticated living things in the history of evolution.

Wildlife wind-ups

EDITOR'S CHOICE

Spotted any ravens lately? Or a black red fox? Take a look at who's featuring on Springwatch.



Raven 3 videos



Otter 11 videos



WELCOME TO WILDLIFE FINDER

Explore a wealth of video, sounds, stories and breaking news on your favourite animals, and find out more about how and where they live.

Wildlife Finder gives you access to an ever growing catalogue of BBC natural history programmes, with video clips from series such as: Planet Earth, Blue Planet, Life on Earth, Natural World, Life and many more.

WHAT'S NEW?

10 June 2010



- HOME
- DATA
- TOOLS
- COMMUNITY
- METRICS
- DIALOGUE

HAPPY
1ST ANNIVERSARY
DATA.GOV

47 → 272,677

VIEW MORE ▶



Most Popular Datasets

1. US Topo 7.5-minute map for Imperial, TX
2. U.S. Overseas Loans and Grants (Greenbook)
3. Worldwide M1+ Earthquakes, Past 7 Days
4. Latest Volumes of Foreign Relations of the...
5. Import/Export Price Indexes

SEARCH OUR CATALOGS

SEARCH ▶

APPS



With so much government data to work with, developers are creating a wide variety of applications, mashups, and visualizations. From crime statistics by neighborhood to the best towns to find a job to seeing the environmental health of your community—these applications arm citizens with the information they need to

COMMUNITY

Data.gov is leading the way in democratizing public sector data and driving innovation. The data is being surfaced from many locations making the Government data stores available to researchers to perform their own analysis. Developers are finding good uses for the datasets, providing interesting and useful applications that allow for new views and public analysis. This is a work in progress, but this movement is spreading to cities, states, and other countries. After just one year a community is born around open government data.

Just look at the numbers:

- 6 Other nations establishing open data
- 8 States now offering data sites

SEMANTIC WEB

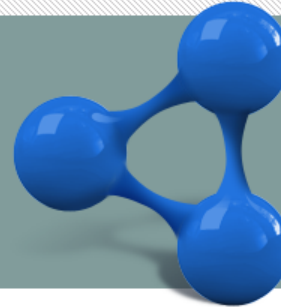
As the Web of linked documents evolves to include the Web of linked data, we're working to maximize the potential of Semantic Web technologies to realize the promise of Linked Open Government Data.




Thanks to our collaboration with the **Tetherless World Constellation** at the **Rensselaer Polytechnic Institute**, Data.gov is now hosting one of the largest open collections of RDF datasets in the world! Check out some of their

Unlocking innovation

Working with UK Public
Sector information and data



Subscribe by [RSS](#) 

[Community](#)
[Log in / Sign up](#)

[Local Data Panel](#)

Latest datasets

- 14 June** [More COINS public spending data: now covers 2005 to 2010](#)
- 10 June** [Lists of all Special Advisers and Cabinet Office staff](#)
- 4 June** [COINS database of Public Spending](#)
- 2 June** [NHS Weekly MRSA and C-Difficile dataset](#)
- 1 June** [Senior Civil Servants with salaries over £150,000](#)

What we do

data.gov.uk is a key part of the Government's [Transparency programme](#) for the UK public sector as a whole. Working with Sir Tim Berners-Lee, Professor Nigel Shadbolt and Tom Steinberg and other members of the Cabinet Office Minister's new [Public Sector Transparency Board](#) this site seeks to give a way into the wealth of government data becoming available. It's under constant development and we want to work with you to make it better.

What is the Semantic Web?

Combining different data sources has never been easy but the Semantic Web will enable data to be joined easily across boundaries.

[Read more](#)

Digital Engagement Twitter stream



RT

Keyword search

Search within results

[Search](#) [More options](#)

Current search

[x] energy

Guided search

Click a term to refine your current search.

Nation

[England \(111\)](#)
[Scotland \(106\)](#)
[Wales \(105\)](#)
[Northern Ireland \(93\)](#)

Public body

[Department of Energy and Climate Change \(45\)](#)
[Department for Business \(13\)](#)
[Innovation and Skills \(13\)](#)
[Scottish Government \(9\)](#)
[Northern Ireland Executive \(5\)](#)
[Department for Communities and Local Government \(4\)](#)
[Department for Environment \(2\)](#)
[Food and Rural Affairs \(2\)](#)
[Her Majesty's Revenue and Customs \(2\)](#)
[Home Office \(2\)](#)
[more...](#)

Tags

[business-and-enerav \(91\)](#)

Results 1 - 10 of 128

Energy Consumption in the UK

This publication brings together **energy** consumption data for previous year from a variety of different sources in order to give a comprehensive view of how **energy** has been used in the UK since the 1970s. The publication is divided ...

Tags: [energy transport](#)

UK Energy Sector Indicators: key and supporting indicators

... of the gas and electricity markets; the structure of the **energy** market; and fuel poverty. Supporting indicators, explain in more detail ... by the key indicators, as well as covering carbon and **energy** intensity; gas and electricity capacity; the diversity of fuels used in ...

Tags: [electricity emissions energy fuel gas green greenhouse-gas housing](#)

High Level Indicators of Energy Use at Regional and Local Authority Level

Indicators of regional **energy** use compared with a variety of socio-economic variables Source agency: **Energy** and Climate Change Designation: Official Statistics not designated ... Language: English Alternative title: Regional **energy** high level indicators Overview ...

Tags: [business-and-energy business-and-industry energy-and-fuel energy-production-and-consumption indicator regional](#)

Energy Trends

Provides statistics on **energy** in the United Kingdom which provides a

Local Data Panel



What is the Semantic Web?

Combining different data sources has never been easy but the Semantic Web will enable data to be joined easily across boundaries.

[Read more](#)

Digital Engagement Twitter stream



RT

[@RosslynAnalytic](#) We'll have #COINS ready in web analytics for everyone in hours. [bit.ly/9Z5Etp](#) <-and they did: well done

[Follow us on Twitter](#)

Tell us your idea



Enter keyword(s)

- [home](#)
- [business](#)
- [leisure](#)
- [map shop](#)
- [explore](#)
- [magazine](#)
- [education](#)
- [about us](#)
- [data](#)

Ordnance Survey Linked Data

A description of the resource identified by <http://data.ordnancesurvey.co.uk/>

Title	Ordnance Survey Linked Data
Description	Ordnance Survey is Great Britain's national mapping agency, providing the most accurate and up-to-date geographic data, relied on by government, business and individuals. OS OpenData is the opening up of Ordnance Survey data as part of the drive to increase innovation and support the "Making Public Data Public" initiative. As part of this initiative Ordnance Survey has published a number of its products as Linked Data. Linked Data is a growing part of the Web where data is published on the Web and then linked to other published data in much the same way that web pages are interlinked using hypertext. The term Linked Data is used to describe a method of exposing, sharing, and connecting data via URIs on the Web. To find more Linked Data published as part of this initiative please go to data.gov.uk . If you are not familiar with Linked Data, OS OpenData products are also available in alternative formats from the OS OpenData website. Ordnance Survey can provide support for the Ordnance Survey OpenData products, but cannot give advice or support on using RDF, SPARQL or SPARQL Endpoints. Ordnance Survey has published two separate linked data resources: the 1:50 000 Scale Gazetteer and the administrative gazetteer for Great Britain.
Creator	Ordnance Survey
Date Issued	2010-04-01
Example resource	Southampton Portswood Southampton, Itchen The County of Hampshire The City of Southampton Southampton Common
SPARQL endpoint	Sparql
URI lookup point	Meta?about=
Vocabulary used	Spatial Relations Ontology Administrative Geography Ontology WGS84 Geo Positioning FOAF OWL Gazetteer Ontology
URI regex pattern	http://data.ordnancesurvey.co.uk/id/.+
See also	data.gov.uk

The Open Graph Protocol



Introduction

The [Open Graph protocol](#) enables any web page to become a rich object in a social graph. For instance, this is used on Facebook to enable any web page to have the same functionality as a Facebook Page.

While many different technologies and schemas exist and could be combined together, there isn't a single technology which provides enough information to richly represent any web page within the social graph. The Open Graph protocol builds on these existing technologies and gives developers one thing to implement. Developer simplicity is a key goal of the Open Graph protocol which has informed many of [the technical design decisions](#).

Basic metadata

To turn your web pages into graph objects, you need to add basic metadata to your page. We've based the initial version of the protocol on [RDFa](#) which means that you'll place additional `<meta>` tags in the `<head>` of your web page. The four required properties for every page are:

- `og:title` - The title of your object as it should appear within the graph, e.g., "The Rock".
- `og:type` - The [type](#) of your object, e.g., "movie". Depending on the type you specify, other properties may also be required.
- `og:image` - An image URL which should represent your object within the graph.

What is Schema.org?

This site provides a collection of schemas, i.e., html tags, that webmasters can use to markup their pages in ways recognized by major search providers. Search engines including Bing, Google and Yahoo! rely on this markup to improve the display of search results, making it easier for people to find the right web pages.

Many sites are generated from structured data, which is often stored in databases. When this data is formatted into HTML, it becomes very difficult to recover the original structured data. Many applications, especially search engines, can benefit greatly from direct access to this structured data. On-page markup enables search engines to understand the information on web pages and provide richer search results in order to make it easier for users to find relevant information on the web. Markup can also enable new tools and applications that make use of the structure.

A shared markup vocabulary makes easier for webmasters to decide on a markup schema and get the maximum benefit for their efforts. So, in the spirit of sitemaps.org, Bing, Google and Yahoo! have come together to provide a shared collection of schemas that webmasters can use.

We invite you to [get started!](#)

New! View our blog at [blog.schema.org](#).

Last Updated: 21 Jul 2011

[Terms and conditions](#)





publish, build, connect
your information marketplace

Get started

Take the tour to learn about Kasabi.

Feedback

Featured APIs

[Lookup NHS Organization Details](#)
[Dbpedia 3.6 People](#)
[Renewable Energy Generator](#)
[GeoTools](#)
[Foodista Linked Data API](#)

[browse for more...](#)

Featured Datasets

[NHS Performance Data](#)
[British National Bibliography \(BNB\)](#)
[NHS Organization](#)
[UN Hazardous Material Numbers](#)
[ChemPedia-RDF](#)
[MTA New York City Transit](#)
[Bricklink](#)
[Near](#)
[Foodista](#)
[BBC Music](#)

[browse for more...](#)

Blog Posts

[Featured Dataset: British National Bibliography](#)

1st Sep 2011 at 15:42

Today, I'll be featuring a dataset encompassing a complete catalog of publishing activity in ...
[read more](#)

[Kasabi at SemTech London](#)

26th Aug 2011 at 14:21

In a few weeks (26-27 September, to be precise), a fair chunk of the Kasabi team will be at the...
[read more](#)

[Featured Dataset: ChEMBL-RDF, with Egon Willighagen](#)

23rd Aug 2011 at 10:53

Published in Kasabi by Egon Willighagen, ChEMBL is a conversion into Linked Data of an importan...
[read more](#)

About Kasabi

[About](#)
[Team Kasabi](#)

Getting Help

[For Developers](#)
[For Providers](#)

Kasabi Standards

[Terms of Use](#)
[Privacy](#)

Keep in touch

[@TeamKasabi](#)
[Blog](#)

- <http://kasabi.com/>

Linked Data *cf.* Open Data *cf.* Linked Open Data



Linked Data cf. Open Data cf. Linked Open Data

- *Linked Data* is a style of publishing data on the Web



Linked Data cf. Open Data cf. Linked Open Data

- *Linked Data* is a style of publishing data on the Web
- *Linking Open Data* is/was a project



Linked Data cf. Open Data cf. Linked Open Data

- *Linked Data* is a style of publishing data on the Web
- *Linking Open Data* is/was a project
- *Open Data* is complementary but orthogonal to *Linked Data*
 - “A piece of content or data is open if anyone is free to use, reuse, and redistribute it — subject only, at most, to the requirement to attribute and share-alike.”

<http://www.opendefinition.org/>

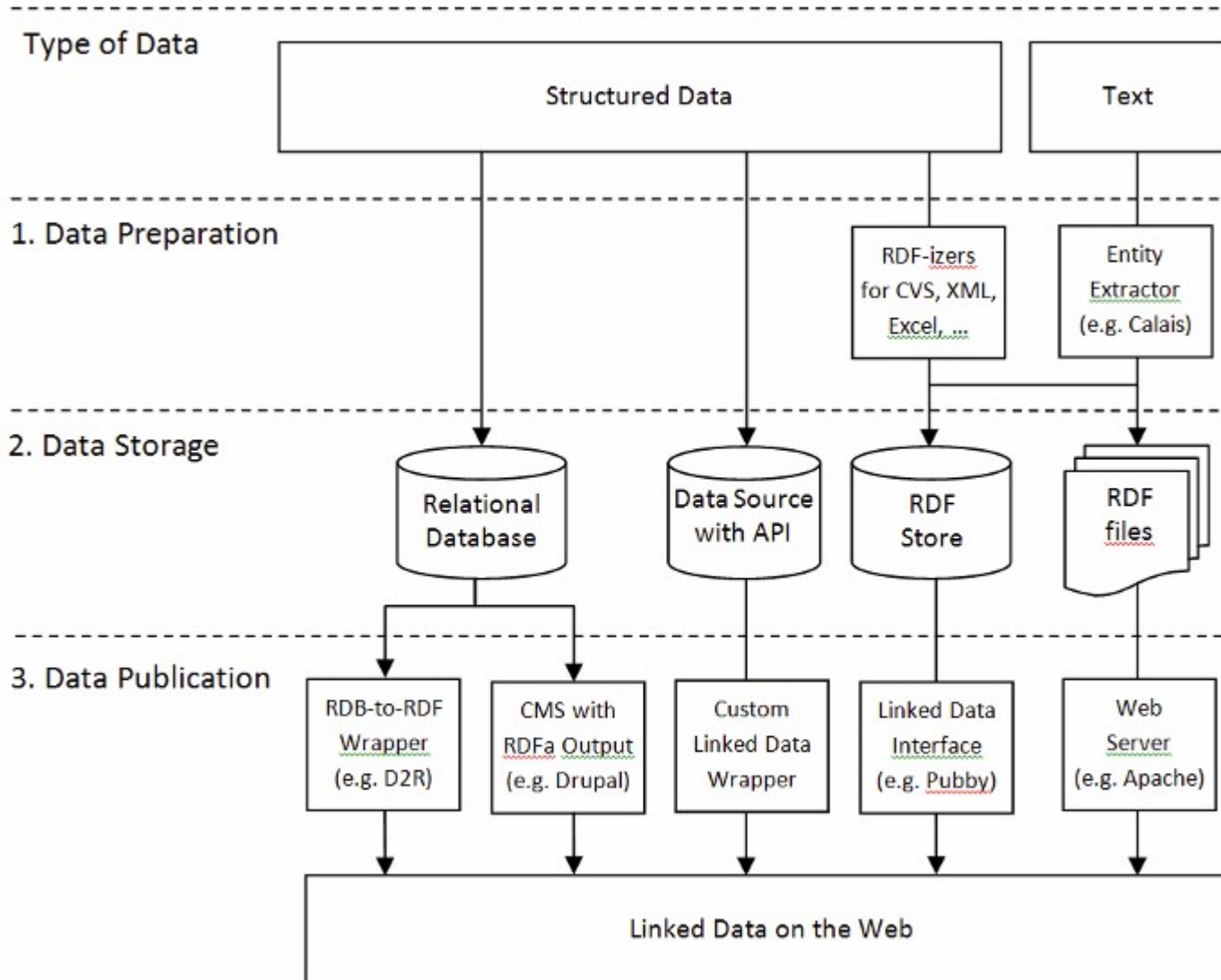
Linked Data cf. Open Data cf. Linked Open Data

- *Linked Data* is a style of publishing data on the Web
- *Linking Open Data* is/was a project
- *Open Data* is complementary but orthogonal to *Linked Data*
 - “A piece of content or data is open if anyone is free to use, reuse, and redistribute it — subject only, at most, to the requirement to attribute and share-alike.”
<http://www.opendefinition.org/>
- Openness is not on the critical path to Linked Data adoption



Linked Data Publishing Patterns

Linked Data Publishing Patterns



Source:
Heath and
Bizer (2011)



Six Steps to Publishing Linked Data

Six Steps to Publishing Linked Data

1. Understand the Principles
2. Model Your Data
3. Choose URIs for Things in your Data
4. Setup Your Infrastructure
5. Link to other Data Sets
6. Describe and Publicise your Data

1. Linked Data Principles: Redux

- Use URIs as names for things
- Use HTTP URIs
- Provide useful information in RDF
- Include RDF links to other URIs

2. Model Your Data

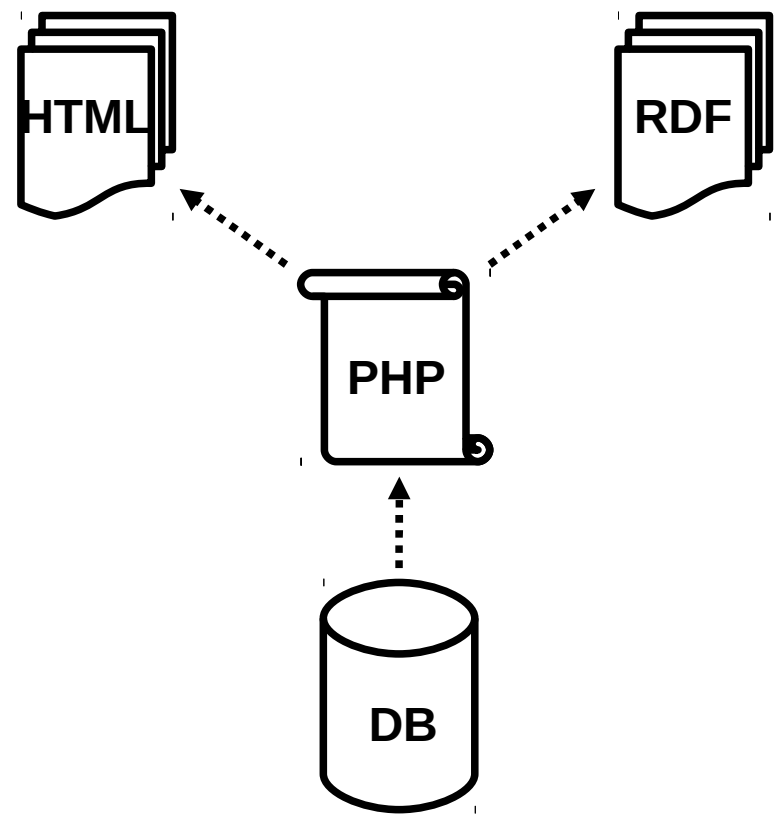
- What vocabularies can be used to describe your data?
 - Topical coverage
 - Breadth of adoption
 - Maintenance, documentation
 - How are you going to query it?
 - Reasoning implications
- Principles
 - Reuse wherever possible, don't reinvent
 - Mix liberally

3. Choosing URIs: Common Patterns

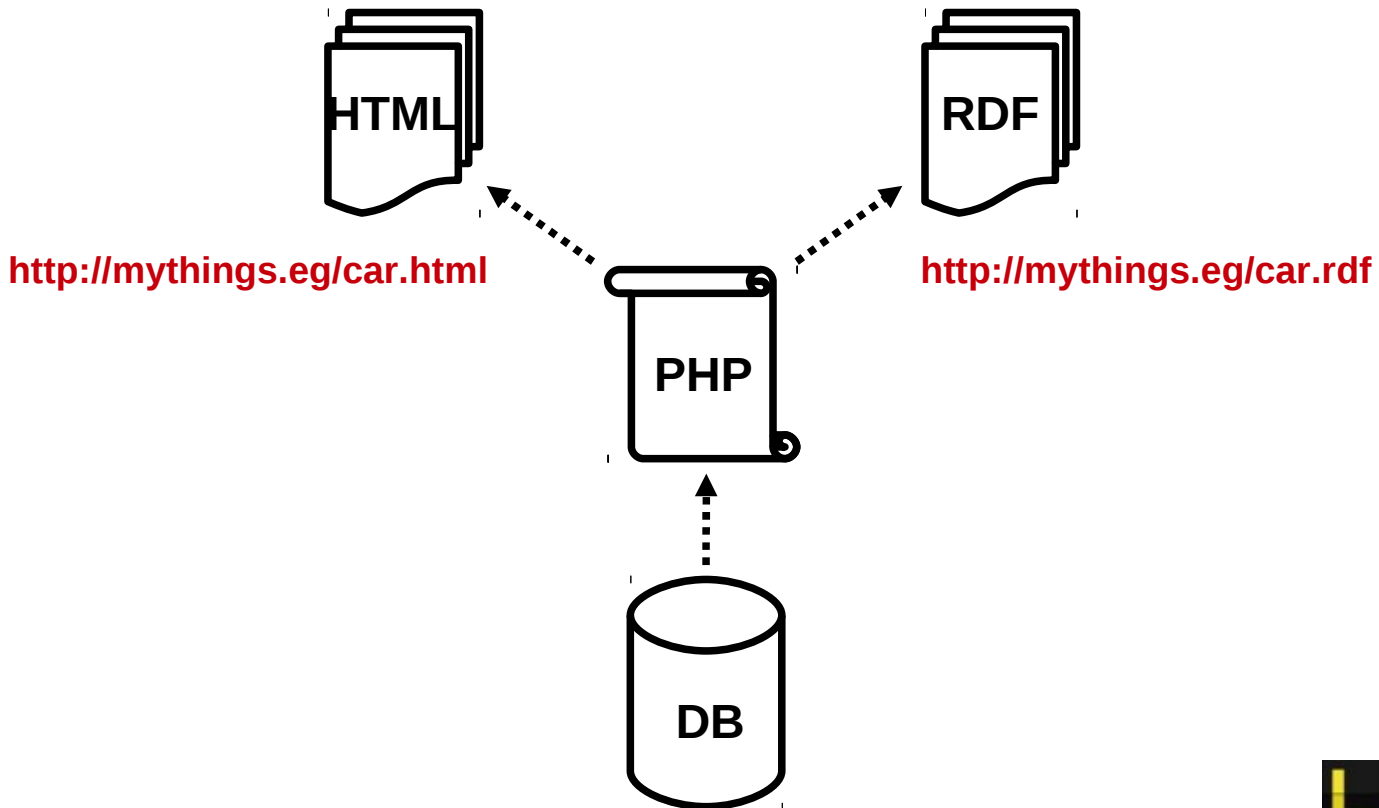
- http://dbpedia.org/resource/New_York_City ← Thing
- http://dbpedia.org/data/New_York_City ← RDF data
- http://dbpedia.org/page/New_York_City ← HTML page

- <http://mydomain.com/thing> ← Thing
- <http://mydomain.com/thing.rdf> ← RDF data
- <http://mydomain.com/thing.html> ← HTML page

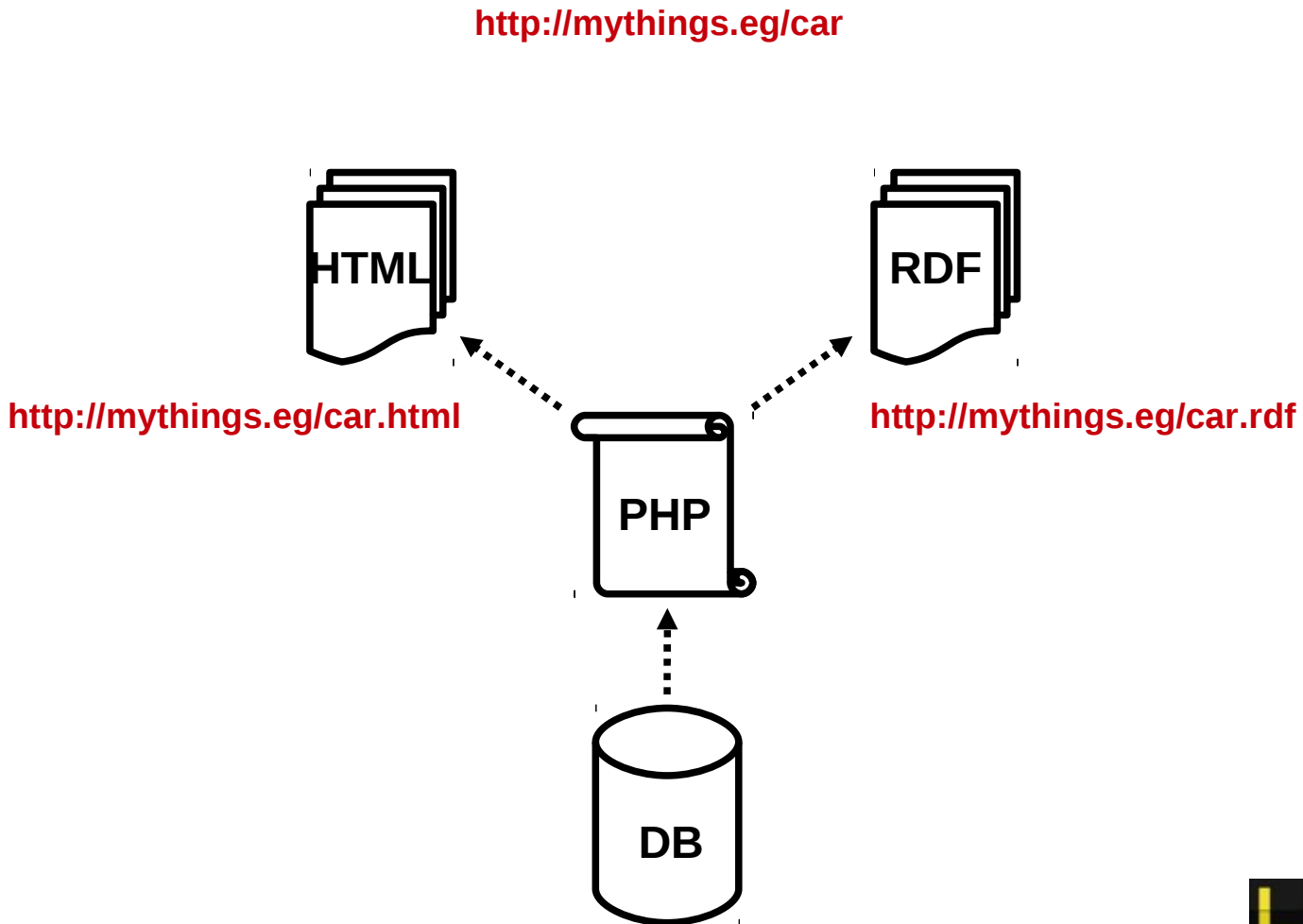
4. Setup Your Infrastructure



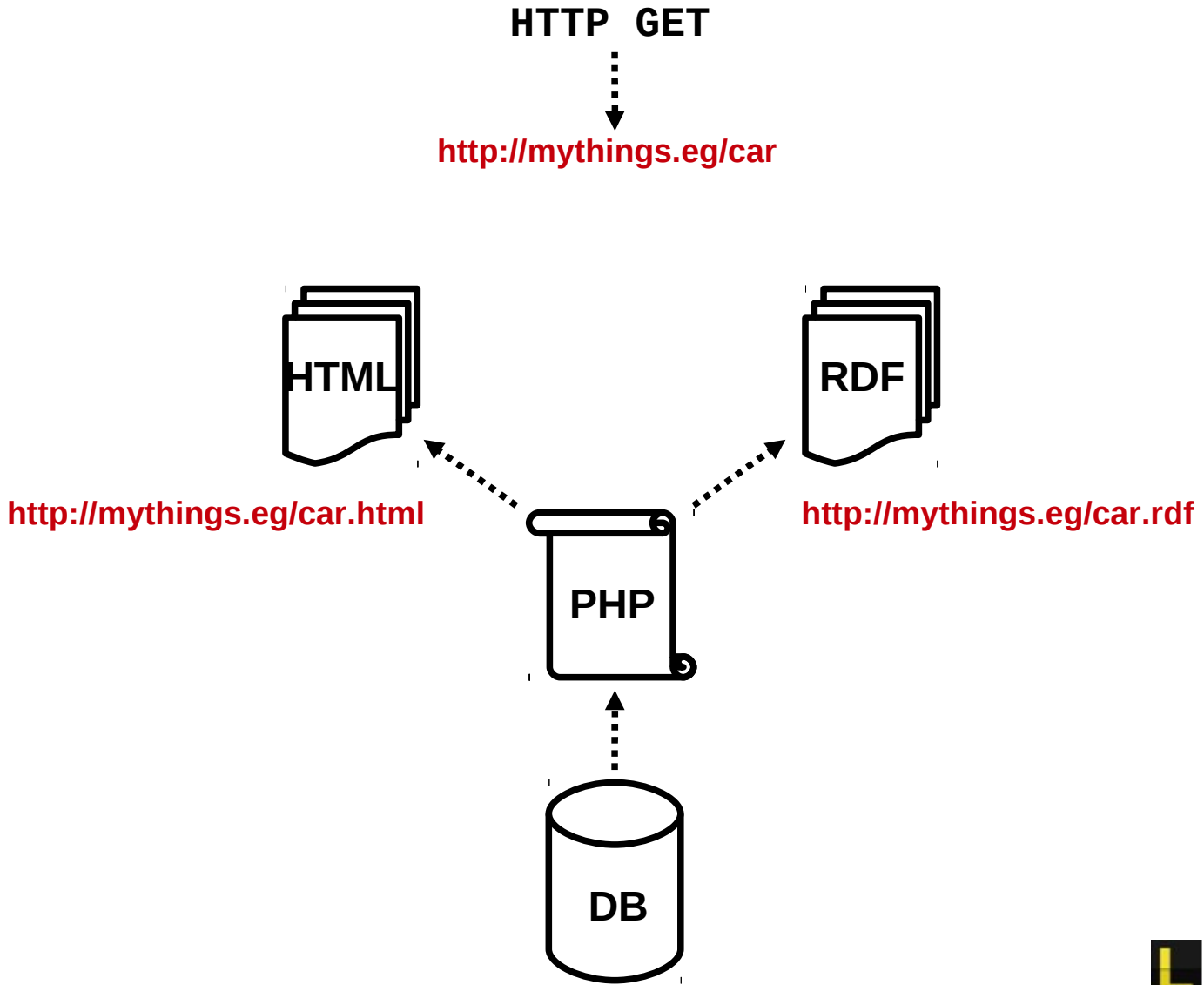
4. Setup Your Infrastructure



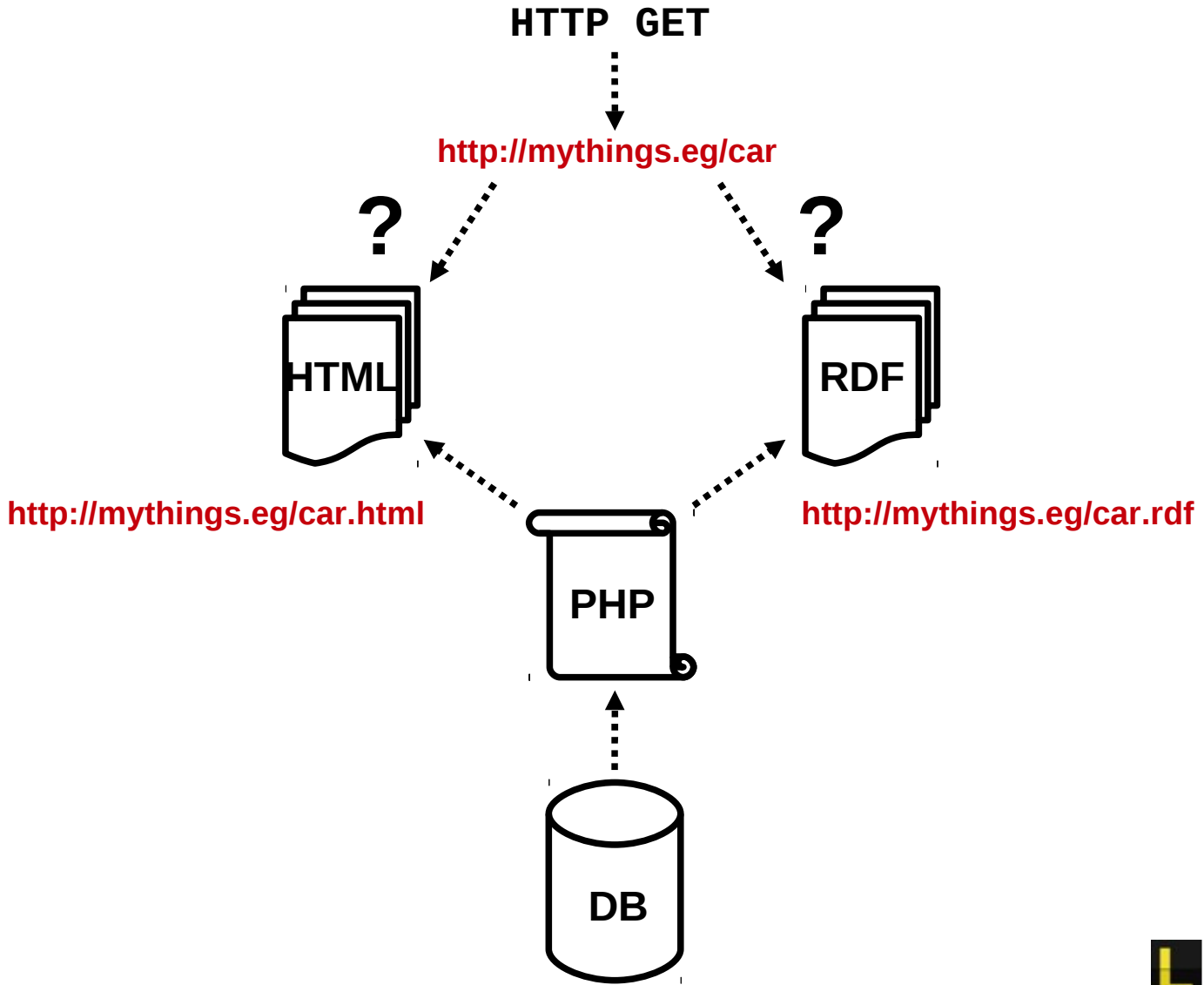
4. Setup Your Infrastructure



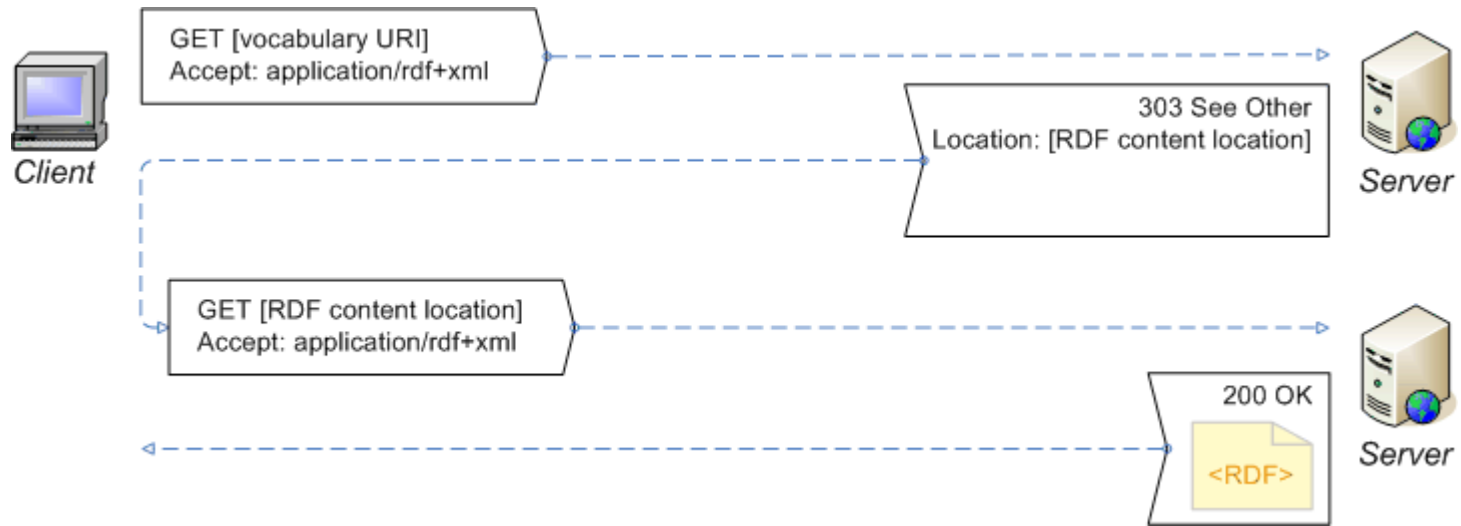
4. Setup Your Infrastructure



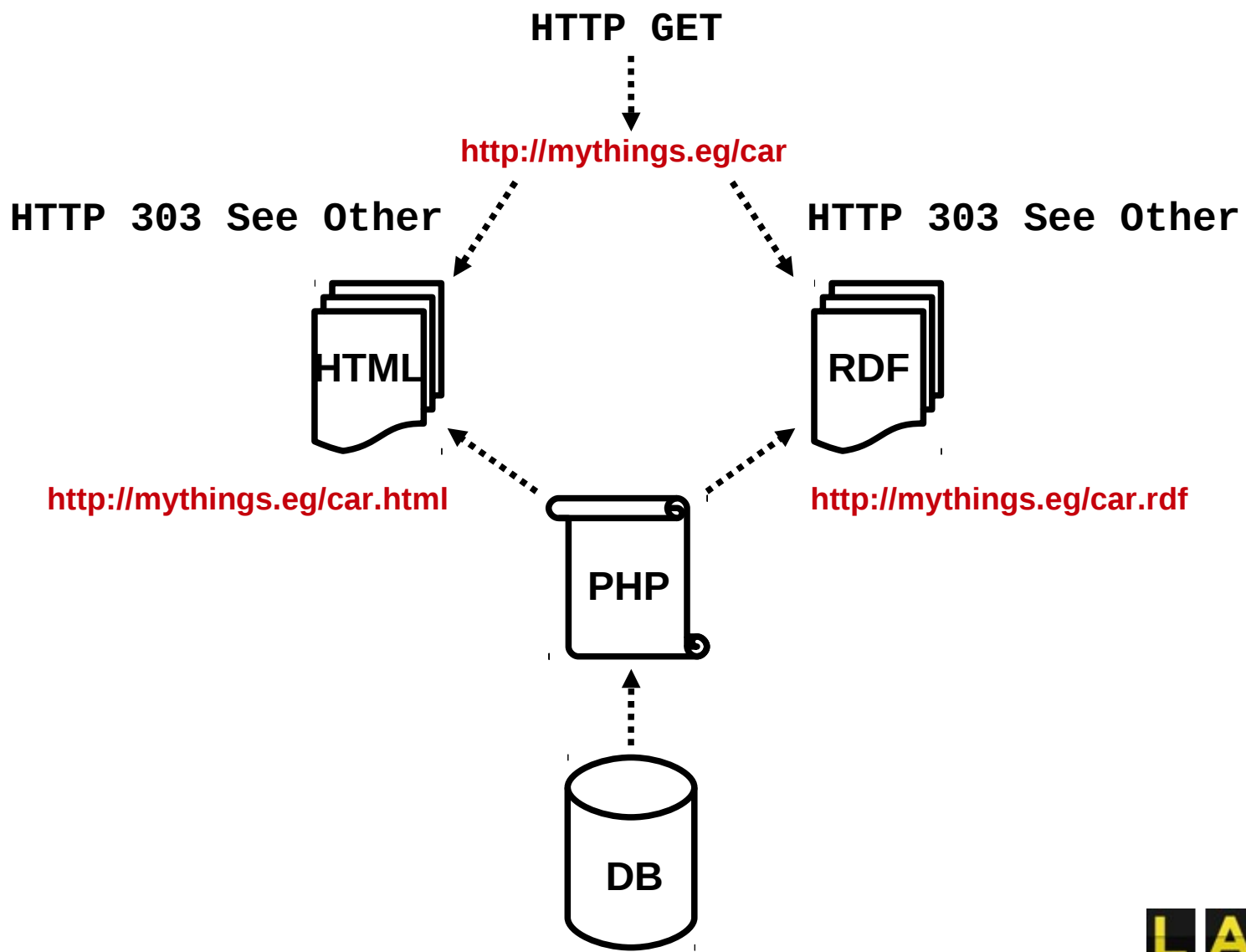
4. Setup Your Infrastructure



Content Negotiation and 303 Redirects



4. Setup Your Infrastructure





4. Setup Your Infrastructure

- Useful tools for debugging ConNeg and 303s
 - Firefox Extensions
 - Modify Headers
 - LiveHTTPHeaders
 - cURL
 - <http://dowhatimean.net/2007/02/debugging-semantic-web-sites-with-curl>
- You don't have to 'roll your own'
 - But it's really easy!

5. Link to other Data Sets

- 'Roll Your Own' Linking Approaches
 - String Matching
 - e.g. comparing labels using similarity metrics
 - Common Key Matching
 - e.g. ISBN, Musicbrainz IDs
 - Graph Matching
 - Do these two things have the same label, type and coordinates
- Linking Frameworks
 - See: <http://linkeddatabook.com/editions/1.0/#htoc60>
- Aim for reciprocal links

5. Link to other Data Sets (Popular Predicates)

- owl:sameAs (thing to thing) ← not the only show in town
- foaf:based_near / ov:near (thing to thing)

- foaf:homepage (thing to document)
- foaf:page (thing to document)
- foaf:made (thing to document)
- foaf:depiction (thing to document)

- foaf:primaryTopic (document to thing)
- foaf:topic (document to thing)
- foaf:maker (document to thing)

- rdfs:seeAlso (document to document)

6. Describe and Publicise your Data

- Help others discover and index your data
 - Send pings to Sindice.com and pingthesemanticweb.com
 - Provide a Semantic Sitemap for your Data Set
 - Provide a void description of your Data Set
 - <http://rdfs.org/ns/void-guide>
- Apply a license or waiver to your data set
 - Protects consumers of your data => encourages reuse
 - Creative Commons is probably **not** applicable
 - Use the Open Database License (ODbL) or release into the public domain by applying PDDL or CC0 waivers
 - <http://opendatacommons.org/>

Additional Considerations

- How will you use the data?
 - Ease of publishing c.f. ease of querying
- Data volume and dynamism
 - Can you store / query all the data you produce?
 - Do you actually want / need to?
 - Which traditional solutions / architectures are applicable?



Part 2: Linked Data and the Internet of Things



Convergence of the Web and Physical Space

Departures 1

Due	Destination	Plat	Expected
12:27	Newcastle	15B	On time
12:29	Poppleton	1C	On time
12:32	Ilkley	3B	On time
12:34	Sheffield	17B	On time
12:37	Manchester Vic.	12D	On time
12:38	Hull	15B	On time
12:40	Bradford F. Sq.	2C	On time
12:40	London KX	6	On time
12:40	Manchester Pic.	16A	On time
12:41	York	9D	On time
12:43	Huddersfield	13A	On time
12:48	Sheffield	10B	On time
12:49	Carlisle	5C	On time
12:51	Blackpool North	12C	On time
12:55	Middlesbrough	15B	On time
12:55	Manchester Air.	16A	On time
12:56	Skipton	4B	On time
12:59	Knaresborough	1C	On time

Show me live trains

Automatically refresh this page

Departing | Arriving

from

to

Update

Due	Destination	Status	Platform	Details
13:40	Cardiff Central	13:42 2 mins late	2	Details
13:52	Gloucester	On time	3	Details
13:59	Bristol Temple Meads	On time	2	Details
14:01	London Paddington	14:05 4 mins late	3	Details
14:07	Swansea	On time	2	Details



Internet of Things: Definitions

- "A global network infrastructure, linking physical and virtual objects through the exploitation of data capture and communication capabilities."
- "A world where physical objects are seamlessly integrated into the information network, and where the physical objects can become active participants in business processes."
- "The network formed by things/objects having identities, virtual personalities operating in smart spaces using intelligent interfaces to connect and communicate with the users, social and environmental contexts."
- "Internet of Things (IoT) is an integrated part of Future Internet and could be defined as a dynamic global network infrastructure with self configuring capabilities based on standard and interoperable communication protocols where physical and virtual 'things' have identities, physical attributes, and virtual personalities and use intelligent interfaces, and are seamlessly integrated into the information network."
- "The Internet of Things is not synonymous with ubiquitous / pervasive computing, the Internet Protocol (IP), communication technology, embedded devices, its applications, the Internet of People or the Intranet / Extranet of Things, yet it relies on all of these approaches"
- Source: http://en.wikipedia.org/wiki/Internet_of_Things



Internet of Things: “Orthodoxy” (1)

- Devices
 - RFID (tags and) tag readers
 - Fixed sensors
 - Motes: low-cost, portable, disposable
 - Handheld devices
 - Arduino
 - ...

Internet of Things: “Orthodoxy” (2)

- Identification schemes

- EPC

- SGTIN, SSCC, SGLN, GRAI, GIAI, DOD, etc... !ISBN?
 - “The Electronic Product Code is a universal identifier for any physical object. It is used in information systems that need to track or otherwise refer to physical objects.”

http://www.gs1.org/gsmp/kc/epcglobal/tds/tds_1_5-standard-20100818.pdf

- urn:epc:id:giai:0614141.12345400
 - urn:epc:id:giai:CompanyPrefix.IndividualAssetReference

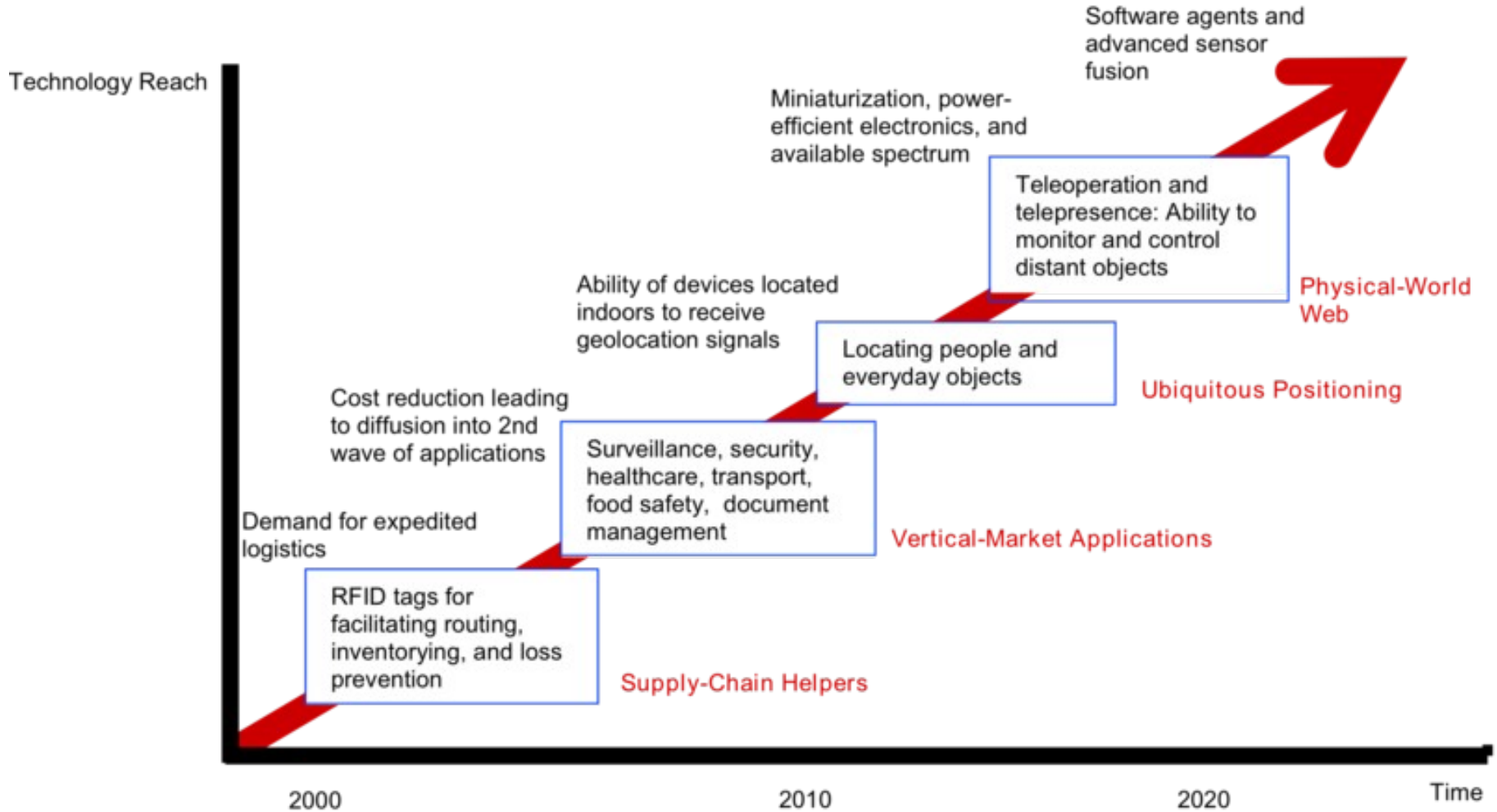
- IP addresses

Internet of Things: “Orthodoxy” (3)

- Application areas:
 - supply chain/logistics
 - scientific research
 - safety and compliance
 - defense
 - domestic monitoring and automation
 - surveillance
 - facilities management
 - transport
 - ...



TECHNOLOGY ROADMAP: THE INTERNET OF THINGS



Source: SRI Consulting Business Intelligence

http://en.wikipedia.org/wiki/File:Internet_of_Things.png



Issues with the Orthodoxy (1)

- Devices
 - Heterogeneous, often proprietary
 - Where is the generalised infrastructure?
 - Where are the generic, consumer-grade devices? (c.f. Android)
- Identifiers
 - Bottlenecks in assignment of identifiers?
 - urn:epc:id:giai:**CompanyPrefix**.IndividualAssetReference
 - Who assigns the company prefixes?
 - Lack of a universal lookup mechanism
 - Who controls the directory?

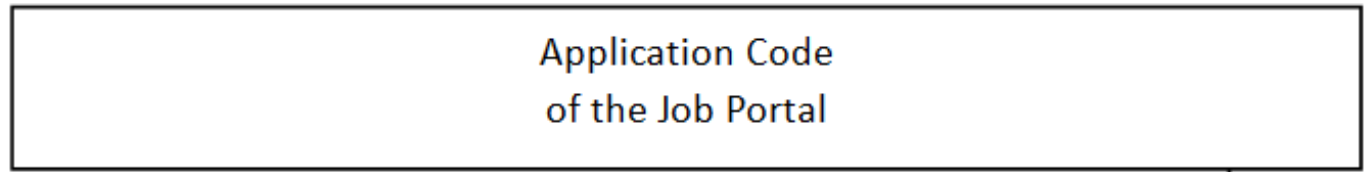
Issues with the Orthodoxy (2)

- Connectivity
 - Of devices
 - Is this really an Internet of Things, or simply “Things on the Internet?”
 - c.f. Data on the Web vs Web of Data.
 - Q: What differentiated the Internet (and Web) from what went before? A: A generalised, universal infrastructure.
 - Of data
 - Where are the links?
- Application Domains
 - Bit dull from a consumer perspective!
 - I already know how to find weather information!
 - Do I really need a networked wine rack, fridge, etc.?



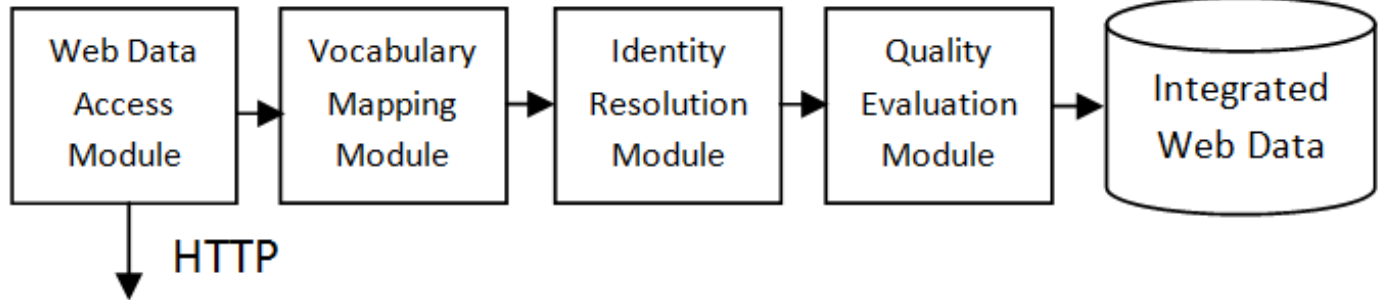
Part 3: Now What?

Application Layer

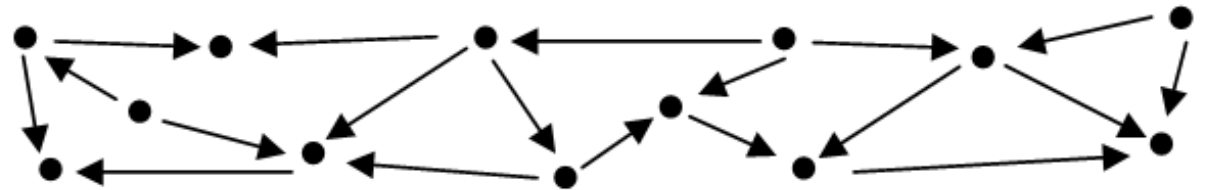


SPARQL

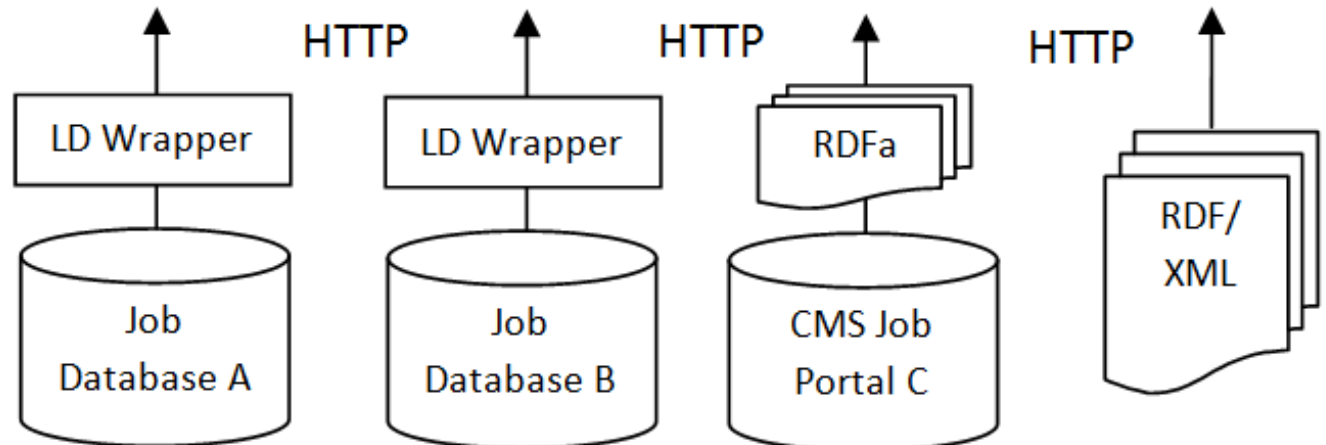
Data Access, Integration and Storage Layer



Web of Data



Publication Layer





Data Linking: Who Pays?

- Data Publishers
 - lowers the cost of consumption



Data Linking: Who Pays?

- Data Publishers
 - lowers the cost of consumption
- Data Consumers
 - when the benefits outweigh the costs



Data Linking: Who Pays?

- Data Publishers
 - lowers the cost of consumption
- Data Consumers
 - when the benefits outweigh the costs
- Third Parties
 - when there is a gap in the market



Implications of Linked Data for the Applications we Build



<http://www.flickr.com/photos/khourii/>





The Document Metaphor is Everywhere!

- *“I'd better clear all those messy **files** off my **desktop** before I connect to the projector”*
- *“Damn, I sent the **email** without attaching the **file**”*
- *“<sigh> I really must update my home **page**”*



Linked Data is not about...

- Searching for a specific document
- Visiting a particular Web site
- Browsing from one (RDF) document to the next



Linked Data is about Things

- Describe any aspect you like...
...of any *thing* you like!
- Give identifiers (URIs) to those things
- Interact with those things directly!



<http://www.flickr.com/photos/25831000@N08/>





<http://www.flickr.com/photos/kathyclus/>





Linked Document vs Linked Data Applications

- A document-centric perspective hides things inside documents, and constrains our imagination



Linked Document vs Linked Data Applications

- A document-centric perspective hides things inside documents, and constrains our imagination
- If you don't feel constrained, then you're not thinking hard enough :)



Linked Document vs Linked Data Applications

- A document-centric perspective hides things inside documents, and constrains our imagination
- If you don't feel constrained, then you're not thinking hard enough :)
- Linked Data promotes all things to first class Web citizens



Linked Document vs Linked Data Applications

- A document-centric perspective hides things inside documents, and constrains our imagination
- If you don't feel constrained, then you're not thinking hard enough :)
- Linked Data promotes all things to first class Web citizens
- We need apps for direct actions on things, not just on documents about things



The 'Killer App' Question



The Killer App Question

- Question: “What will be the Linked Data killer app?”



The Killer App Question

- Question: “What will be the Linked Data killer app?”
- Answer: There may not be one. Get over it.



The Killer App Question

- Question: “What will be the Linked Data killer app?”
- Answer: There may not be one. Get over it.
- Answer: If I knew, I wouldn't tell you.



The Killer App Question

- Question: “What will be the Linked Data killer app?”
- Answer: There may not be one. Get over it.
- Answer: If I knew, I wouldn't tell you.
- Answer: Killer apps are just post-hoc rationalisations
 - What is the killer app of electricity? Lighting? TV? Who cares?

The Killer App Question

- Question: “What will be the Linked Data killer app?”
- Answer: There may not be one. Get over it.
- Answer: If I knew, I wouldn't tell you.
- Answer: Killer apps are just post-hoc rationalisations
 - What is the killer app of electricity? Lighting? TV? Who cares?
- No more obsessing or speculation allowed, principled analysis only!



Where do we Focus our Efforts?

- Sustaining innovation
- Disruptive innovation
 - Low-end disruption
 - New-market disruption

(Christensen and Raynor, *The Innovator's Solution*, 2003)



Where do we Focus our Efforts?

- “A ***sustaining innovation*** targets demanding, high-end customers with better performance than what was previously available.”



Where do we Focus our Efforts?

- “A ***sustaining innovation*** targets demanding, high-end customers with better performance than what was previously available.”
- “If your idea for a product or business appears disruptive to some established companies but might represent a ***sustaining*** improvement for others, then you should go back to the drawing board.”



Where do we Focus our Efforts?

- “A **sustaining innovation** targets demanding, high-end customers with better performance than what was previously available.”
- “If your idea for a product or business appears disruptive to some established companies but might represent a **sustaining** improvement for others, then you should go back to the drawing board.”
- Risky business ideas?
 - A new search engine that exploits structured data
 - A reviewing and rating site that publishes data in RDF
 - A new CMS with Linked Data support



Where do we Focus our Efforts?

- Low-End Disruption
 - “Address over-served customers with a lower-cost business model”



Where do we Focus our Efforts?

- Low-End Disruption
 - “Address over-served customers with a lower-cost business model”
 - “Are there customers at the low end of the market who would be happy to purchase a product with less (but good enough) performance if they could get it at a lower price?”



Where do we Focus our Efforts?

- Low-End Disruption
 - “Address over-served customers with a lower-cost business model”
 - “Are there customers at the low end of the market who would be happy to purchase a product with less (but good enough) performance if they could get it at a lower price?”
 - “Can we create a business model that enables us to earn attractive profits at the discount prices required to win the business of these over-served customers at the low end?”



Where do we Focus our Efforts?

- Low-End Disruption
 - “Address over-served customers with a lower-cost business model”
 - “Are there customers at the low end of the market who would be happy to purchase a product with less (but good enough) performance if they could get it at a lower price?”
 - “Can we create a business model that enables us to earn attractive profits at the discount prices required to win the business of these over-served customers at the low end?”
 - **What can we do less well with Linked Data, but at significantly less cost than with existing approaches?**



Where do we Focus our Efforts?

- New-Market Disruption
 - “Compete against non-consumption”



Where do we Focus our Efforts?

- New-Market Disruption
 - “Compete against non-consumption”
 - “New-market disruptive products are so much more affordable to own and simpler to use that they enable a whole new population of people to begin owning and using the product, and to do so in a more convenient setting.”



Where do we Focus our Efforts?

- New-Market Disruption
 - “Compete against non-consumption”
 - “New-market disruptive products are so much more affordable to own and simpler to use that they enable a whole new population of people to begin owning and using the product, and to do so in a more convenient setting.”
 - **What can we enable with Linked Data that a large number of people aren't doing right now because it's too hard, expensive or inconvenient?**



Conclusions



Conclusions

- Linked Data is a truly Web-friendly way of publishing data



Conclusions

- Linked Data is a truly Web-friendly way of publishing data
- It's called Linked Data but really it links 'things'

Conclusions

- Linked Data is a truly Web-friendly way of publishing data
- It's called Linked Data but really it links 'things'
- Linked Data can provide a unifying infrastructure for the Internet of Things

Conclusions

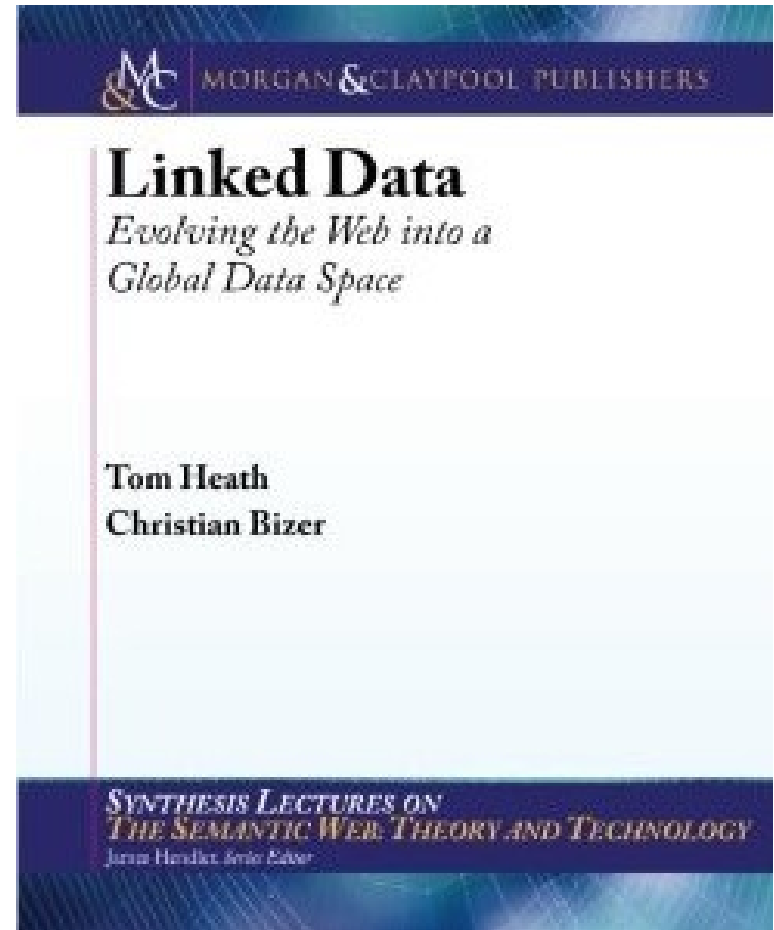
- Linked Data is a truly Web-friendly way of publishing data
- It's called Linked Data but really it links 'things'
- Linked Data can provide a unifying infrastructure for the Internet of Things
- The nature of applications consuming Linked Data needs discussion / research

Conclusions

- Linked Data is a truly Web-friendly way of publishing data
- It's called Linked Data but really it links 'things'
- Linked Data can provide a unifying infrastructure for the Internet of Things
- The nature of applications consuming Linked Data needs discussion / research
- Principled analysis may reveal gaps for potential killer apps

Further Reading and Events

- <http://linkeddatabook.com/#book>





Questions?

- Contact Info
 - tom.heath@talis.com
 - <http://tomheath.com/id/me>
 - <http://www.talis.com/>
 - @tommyh (twitter)
- Slides
 - <http://tomheath.com/slides/2011-09-sogndal-webofeverything.pdf>

shared innovation